

# Walk Safely



## New Jersey

- Always Cross at Corners
- Look Both Ways Before Crossing the Street
- Always Walk Facing Traffic

**SAFE PASSAGE**

*moving toward zero fatalities*

[WWW.NJSAFEROADS.COM](http://WWW.NJSAFEROADS.COM)










# Walk Safely New Jersey

## Facts:

Walking is a great activity and a great way to stay fit. However, it can also be dangerous.

More than a hundred pedestrians are killed in New Jersey each year and thousands more are injured.

## Tips:

-  **Wear bright-colored clothing, especially at night. If necessary, attach a piece of reflective material to your clothing or handbag.**
-  **Walk on sidewalks or paths and always cross at the corner, within marked crosswalks.**
-  **Do not try to cross mid-block or between parked cars.**
-  **Look left, right and left again before crossing and be on the lookout for turning vehicles.**
-  **Continue to look for vehicles while crossing.**
-  **Make eye contact with the driver before crossing in front of a vehicle.**
-  **Learn the proper use of "Walk/Don't Walk" signals and obey them.**
-  **Use the buddy system. Walk and cross with others when possible.**
-  **If at all possible, do not walk at night or during bad weather such as rain, snow or ice.**



## DIVISION OF HIGHWAY TRAFFIC SAFETY

140 East Front Street • 7th Floor  
P.O. Box 048 • Trenton, NJ • 08625-0048  
Tel: 609.633.9300 • Fax: 609.633.9020

**800.422.3750 • [www.njsaferoads.com](http://www.njsaferoads.com)**